

Activity Type

Vocabulary Exercises: matching, crossword, writing sentences from prompts, gap-fill

Focus

Numbers 1 to 20

Aim

To learn and practice numbers 1 to 20.

Preparation

Make one copy of the two-page worksheet for each student.

Level

Beginner (A1)

Time

25 minutes

Introduction

This engaging numbers worksheet helps students learn and practice numbers 1 to 20.

Procedure

Give each student a copy of the two-page worksheet.

First, students write numbers 1 to 20 using words from a box.

Exercise A - Answer key

- | | | | |
|----------|----------|--------------|---------------|
| 1. one | 6. six | 11. eleven | 16. sixteen |
| 2. two | 7. seven | 12. twelve | 17. seventeen |
| 3. three | 8. eight | 13. thirteen | 18. eighteen |
| 4. four | 9. nine | 14. fourteen | 19. nineteen |
| 5. five | 10. ten | 15. fifteen | 20. twenty |

Students then spell numbers to find a hidden message.

Exercise B - Answer key

t	h	r	e	e					
	t	e	n						
		e	i	g	h	t	e	e	n
			e	l	e	v	e	n	
			f	i	v	e			
				s	i	x			
e	i	g	h	t					
			n	i	n	e	t	y	
				s	e	v	e	n	
				f	i	f	t	y	
			f	o	u	r			
					n	i	n	e	

Message: English is fun.

(continued on the next page)

Activity Type

Vocabulary Exercises: matching, crossword, writing sentences from prompts, gap-fill

Focus

Numbers 1 to 20

Aim

To learn and practice numbers 1 to 20.

Preparation

Make one copy of the two-page worksheet for each student.

Level

Beginner (A1)

Time

25 minutes

Procedure continued

Elicit the word for each pictured item and write it on the board for students to use as a reference.

Next, students count pictures and write sentences with *There is* or *There are*.

Exercise C - Answer key

1. There are three chickens.
2. There are eight balls.
3. There are seven umbrellas.
4. There are four bananas.
5. There are eleven flowers.
6. There are two pens.
7. There are ten clocks.
8. There are thirteen mugs (cups).
9. There are fourteen balloons.
10. There are six stars.
11. There is one house.
12. There are five frogs.
13. There are nine apples.
14. There are twelve trees.

In the last exercise, students write the missing numbers in the spaces.

Exercise D - Answer key

two	eleven
three	thirteen
five	fourteen
seven	fifteen
eight	eighteen
nine	twenty

A. Write numbers 1 to 20 using the words in the box.

two ten fourteen three nineteen five seven eleven thirteen nine
four sixteen six eighteen twelve fifteen one twenty eight seventeen

- | | |
|----------|----------|
| 1. | 11. |
| 2. | 12. |
| 3. | 13. |
| 4. | 14. |
| 5. | 15. |
| 6. | 16. |
| 7. | 17. |
| 8. | 18. |
| 9. | 19. |
| 10. | 20. |

B. Spell the numbers to find the hidden message.

















3									
10									
18									
11									
5									
6									
8									
90									
7									
50									
4									
9									



Hidden message:

C. Count the pictures and write sentences with *There is* or *There are*.

1.  *There are three chickens.*
2. 
3. 
4. 
5. 
6. 
7. 
8. 
9. 
10. 
11. 
12. 
13. 
14. 

D. Write the missing numbers in the spaces.

- | | |
|-------|-----------|
| one | |
| | twelve |
| | |
| four | |
| | |
| six | sixteen |
| | seventeen |
| | |
| ten | nineteen |
| | |