

Activity Type

Speaking Activity:
describing, identifying
(pair work)

Focus

Describing facial features,
hair colour, hair type, hair
style, facial hair and age

Appearance adjectives

Has got

Aim

To practice describing
facial features and hair.

Preparation

Make one copy of the two
worksheets for each pair
of students.

Level

Intermediate (B1)

Time

25 minutes

Introduction

In this describing physical appearance activity, students match names to faces by giving and listening to descriptions of people's facial features and hair.

Procedure

Divide the students into pairs (Student A and B).

Give each student a corresponding worksheet.

Tell the students not to show their worksheet to their partner.

If possible, have the pairs sit back to back.

Students then take turns naming and describing the people on their worksheet for their partner to identify, talking about the person's facial features, hair colour, hair type, hairstyle, facial hair and age.

Their partner listens carefully and tries to identify the person on their worksheet, labelling the picture with the correct name.

Their partner then checks they have the correct person by asking questions, e.g. 'Does Samuel have wavy hair?'

This continues until both worksheets are complete.

Afterwards, students compare their worksheets to check their answers.

Student A



Samuel





Layla



Audrey



Bella



Lucy



Hailey



Ruby



Kai



Isabel



Sarah

Student B




Luna




Owen



Luke



Caleb



Nathan



Ian



Emilia



Santiago



Victor



Craig

