

Activity Type

Grammar, Vocabulary and Speaking Game: forming sentences from prompts, freer practice (Pair work)

Focus

Demonstrative adjectives: *this, that, these, those*

Aim

To describe nouns using demonstrative adjectives.

Preparation

Make one copy of the game board for each pair of students. Also, prepare two counters and a dice for each pair.

Level

Elementary (A1-A2)

Time

25 minutes

Introduction

In this demonstrative adjectives board game, students describe various nouns using *this, that, these* or *those* as adjectives.

Procedure

Divide the students into pairs.

Give each pair a copy of the game board, two counters and a dice.

Students place their counters on the start square.

Students then take it in turns to roll the dice and move their counter along the board.

If a student lands on a noun picture square, they make a sentence describing the noun using the demonstrative adjectives *this* or *these* and an adjective from the game board, e.g. 'This dog is sleepy'.

If a student lands on a noun word square, they make a sentence describing the noun with *that* or *those* and an adjective from the board, e.g. 'Those people are happy'.
















Students are also free to use other adjectives that aren't shown on the board if they want.

Their partner listens to the sentence and judges whether it is correct.

If it is, the student stays on the square.

If not, the student moves back two squares.

The first student to reach the finish square is the winner.

house		Move ahead!	people	
dog	For words use that or those		big blue cold fine funny good black happy hot little	
				school
Go back!			<div style="border: 1px solid black; padding: 5px; display: inline-block;"> Adjective bank </div>	dogs
				
balls	long			Go back!
	new			
houses	nice		ball	
	OK			
egg	old	For pictures use this or these		Start
girl	red			
	sleepy	Finish		
	white			
	young			